



# KS-Line Condensing Units

## PRODUCT DATA & SPECIFICATIONS

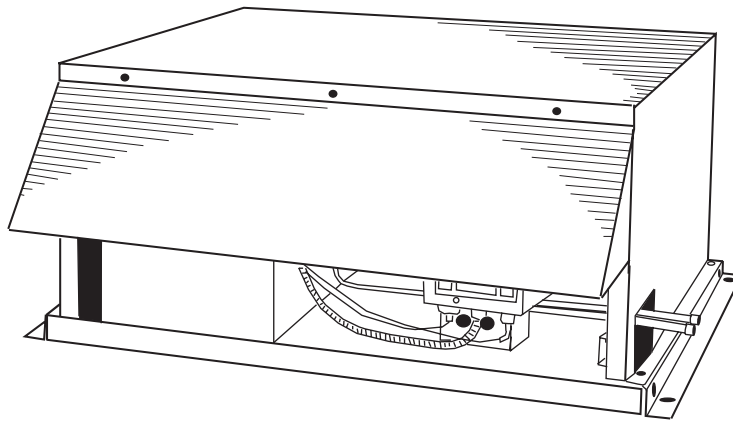
Bulletin K40-KS-PDS-12

1064611

Indoor & Outdoor Air Cooled  
Semi-Hermetic Condensing Units


1/2 to 2 HP

We are on the Internet   
[www.keepriterefrigeration.com](http://www.keepriterefrigeration.com)



## CONTENTS

	Page
Features.....	2
Nomenclature.....	2
 <b>CAPACITY DATA</b>	
R22 - High/Medium Temp.....	3
R22 - Low Temp.....	4
R502 - Low Temp.....	5
R407A, R507 - Low Temp.....	6
R404A, R507 Medium Temp.....	7
 Dimensional Data.....	
Specifications.....	9
Electrical Specifications.....	10, 11



# FEATURES

## FEATURES AND OPTIONS

### Indoor Unit

**Standard Features Include:**

- Weatherproof electrical control box with compressor contactor and fused control circuit
- Solid mounted, accessible semi-hermetic compressor
- Copper tubing secured with Hydra-Zorb /Cush-A-Clamp
- Receiver with fusible plug and liquid shut off valve
- Adjustable dual high / low pressure control
- Suction service valve

**OPTIONAL FEATURES (FACTORY MOUNTED)**

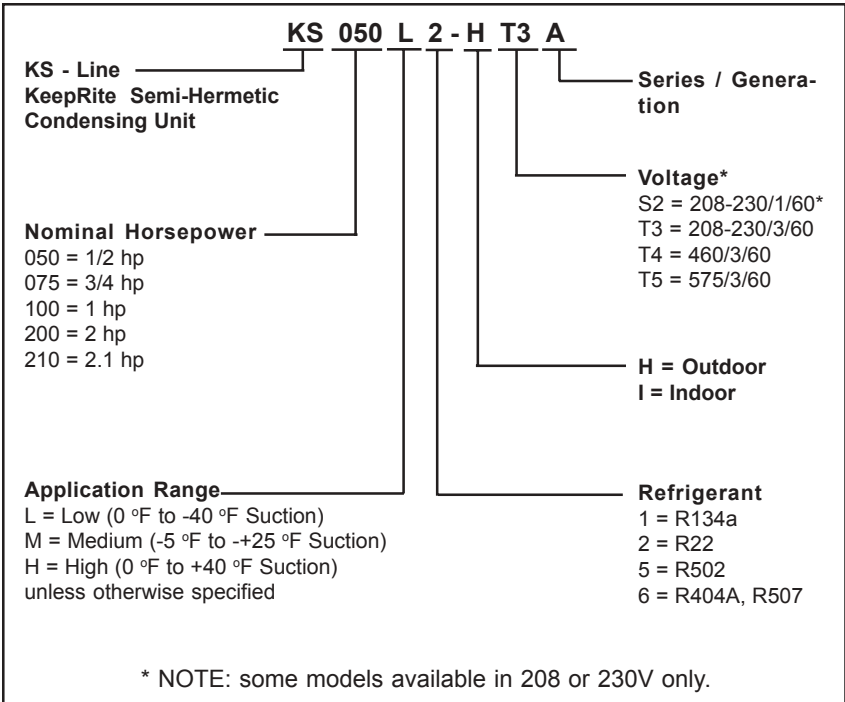
- Spring mounted compressor with suction and discharge vibration eliminator
- Suction accumulator
- Sealed suction filter
- Heated and insulated receiver
- Sealed liquid line filter drier and sight glass
- Liquid line solenoid valve with 230 volt coil (shipped loose)
- Ball valve (shipped loose)
- Flex hose on all controls
- Compressor circuit breaker
- Compressor time delay relay
- Pump down toggle switch
- Time clock
- Defrost contactor with fuse block
- Evaporator fan contactor with fuse block
- Adjustable pressure or ambient fan cycling control on 2 fan models only
- Fused disconnect
- Phase / voltage monitor

### Outdoor Unit

**All Standard Features of Indoor Unit, Plus:**

- Outdoor weather-resistant housing with removable hood
- Flooded head pressure control (non adjustable)
- Crankcase heater

## NOMENCLATURE



OTHER OPTIONS AVAILABLE AT YOUR REQUEST - CONSULT FACTORY

# 60Hz PERFORMANCE CAPACITY

Application Data Calculated at 65 °F. Return Gas, 0 °F. Liquid Subcooling

## R22 - HIGH/MEDIUM TEMPERATURE - CAPACITY (BTU/HR)

Unit Shipped with mineral oil

COND. UNIT MODEL	SAT. SUCTION TEMP. °F	80°F Amb.	90°F Amb.	95°F Amb.	100°F Amb.	105°F Amb.
<b>KS050H2</b> Compressor Model <b>HAG-0050</b>	40	6580	6083	5834	5586	5338
	30	5446	5028	4819	4611	4403
	25	4920	4539	4349	4159	3969
	20	4428	4081	3908	3735	3563
	10	3557	3271	3128	2985	2385
	0	2862	2624	2506	2387	2270
<b>KS050M2</b> Compressor Model <b>HAI-0050</b>	25	5450	5009	4789	4569	4349
	20	4886	4485	4285	4085	3886
	10	3839	3549	3385	3321	3048
	0	3062	2791	2665	2521	2387
	-5	2737	2489	2365	2243	2120
<b>KS075H2</b> Compressor Model <b>KAN-0075</b>	40	9173	8543	8229	7914	7600
	30	7691	7155	6888	6585	6321
	25	6970	6480	6236	5992	5748
	20	6293	5846	5623	5400	5178
	10	5062	4693	4510	4326	4143
	0	4093	3786	3633	3480	3339
<b>KS075M2</b> Compressor Model <b>KAE-0075</b>	25	7970	7286	6973	6660	6348
	20	7171	6596	6308	6053	5765
	10	5872	5384	5141	4899	4656
	0	4782	4370	4165	3960	3740
	-5	4351	3998	3764	3575	3386
<b>KS100H2</b> Compressor Model <b>KAR-0100</b>	40	13858	12893	12411	11929	11448
	30	11486	10672	10266	9860	9455
	25	10386	9642	9270	8900	8530
	20	9355	8676	8337	7999	7661
	10	7528	6964	6682	6402	6122
	0	6069	5597	5362	5127	4893
<b>KS100M2</b> Compressor Model <b>KAM-0100</b>	30	12899	12054	11632	11210	10789
	25	11662	10890	10505	10120	9735
	20	10503	9798	9447	9096	8746
	10	8446	7862	7571	7280	6990
	0	6801	6314	6071	5829	5588
<b>KS150H2</b> Compressor Model <b>KAG-0150</b>	40	17290	16212	15674	15136	14599
	30	14294	13386	12934	12481	12030
	25	12908	12079	11666	11253	10840
	20	11612	10856	10478	10102	9726
	10	9321	8693	8380	8067	7756
	0	7435	6970	6709	6448	6188
<b>KS200H2</b> Compressor Model <b>ERA-0200</b>	40	24544	22595	21622	20649	19678
	30	19892	18296	17499	16702	15907
	25	17707	16274	15558	14843	14129
	20	15591	14380	13739	13100	12461
	10	11680	10692	10198	9692	9175
	0	8182	7452	7089	6727	6366
<b>KS200M2</b> Compressor Model <b>KAK-0200</b>	40	23569	22097	21361	20629	19893
	30	19561	18317	17696	17076	16457
	25	17697	16558	15990	15423	14856
	20	15946	14906	14386	13868	13351
	10	12837	11960	11538	11107	10677
	0	10347	9621	9259	8898	8539

# 60Hz PERFORMANCE CAPACITY

Application Data Calculated at 65 °F. Return Gas, 0 °F. Liquid Subcooling

## R22 - LOW TEMPERATURE - CAPACITY (BTU/HR)

Unit Shipped with mineral oil

COND. UNIT MODEL	SAT. SUCTION TEMP. °F	80°F Amb.	90°F Amb.	95°F Amb.	100°F Amb.	105°F Amb.
<b>KS050L2 Compressor Model KANB-0050</b>	0	3999	3586	3386	3202	3003
	-10	3039	2707	2535	2355	2191
	-15	2618	2296	2144	1982	1821
	-20	2243	1936	1784	1631	1479
	-30	1593	1310	1169	1028	887
	-40	1126	851	714	576	435
<b>KS075L2 Compressor Model KAMB-0075</b>	0	6018	5493	5246	5026	4779
	-10	4757	4335	4105	3837	3705
	-15	4179	3771	3594	3400	3207
	-20	3643	3280	3100	2920	2740
	-30	2713	2395	2236	2077	1919
	-40	2005	1713	1567	1421	1274
<b>KS100L2 Compressor Model KAJB-0100</b>	0	8094	7416	7045	6713	6404
	-10	6340	5791	5480	5214	4927
	-15	5591	5054	4787	4520	4254
	-20	4873	4374	4125	3877	3630
	-30	3641	3203	2985	2767	2549
	-40	2715	2317	2118	1919	1720
<b>KS200L2 Compressor Model EAD-0200</b>	0	13848	12597	11917	11352	1073
	-10	10813	9698	9105	8588	8035
	-15	9382	8343	7856	7335	6815
	-20	8095	7153	6664	6176	5688
	-30	5866	5015	4590	4166	3741
	-40	4056	3334	2973	2610	2244
<b>KS210L2 Compressor Model EAV-0210</b>	0	16216	14877	14241	13606	12972
	-10	12553	11446	10894	10344	9796
	-15	10916	9855	9379	8869	8360
	-20	9394	8478	8004	7531	7058
	-30	6949	6129	5719	5309	4900
	-40	5182	4971	4115	3769	3394

# 60Hz PERFORMANCE CAPACITY

Application Data Calculated at 65 °F. Return Gas, 0 °F. Liquid Subcooling

## R502 - LOW TEMPERATURE - CAPACITY (BTU/HR)

Unit Shipped with mineral oil

COND. UNIT MODEL	SAT. SUCTION TEMP. °F	80°F Amb.	90°F Amb.	95°F Amb.	100°F Amb.	105°F Amb.
<b>KS050L5</b> Compressor Model <b>KAN-0050</b>	-5	3972	3589	3399	3211	3023
	-10	3534	3173	2994	2817	2635
	-15	3117	2784	2616	2444	2276
	-20	2743	2425	2263	2104	1946
	-30	2082	1769	1657	1518	1382
	-40	1569	1327	1206	1086	966
<b>KS075L5</b> Compressor Model <b>KAM-0075</b>	-5	5615	5047	4765	4486	4152
	-10	5019	4496	4237	3944	3663
	-15	4446	3958	3701	3443	3197
	-20	3914	3438	3211	2985	2768
	-30	2977	2570	2377	2184	1991
	-40	2218	1875	1710	1549	1381
<b>KS100L5</b> Compressor Model <b>KAJ-0100</b>	-5	7968	7155	6784	6394	6008
	-10	7064	6373	6020	5671	5296
	-15	6249	5593	5292	4953	4632
	-20	5471	4891	4585	4292	4001
	-30	4121	3611	3361	3112	2864
	-40	3078	2620	2399	2170	1941
<b>KS150L5</b> Compressor Model <b>KAL-0150</b>	-10	9801	8791	8292	7797	7266
	-15	8661	7697	7254	6757	6284
	-20	7616	6739	6276	5832	5390
	-30	5838	5053	4669	4285	3891
	-40	4492	3840	3515	3199	2873
<b>KS200L5</b> Compressor Model <b>EAV-0200</b>	-5	14647	13448	12855	12243	11644
	-10	13282	12127	11533	10955	10379
	-15	11976	10865	10283	9724	9166
	-20	10740	9640	9096	8554	8014
	-30	8505	7452	6939	6428	5918
	-40	6587	5589	5105	4633	4146

# 60Hz PERFORMANCE CAPACITY

Application Data Calculated at 65 °F. Return Gas, 0 °F. Liquid Subcooling

## R404A, R507 - LOW TEMPERATURE - CAPACITY (BTU/HR)

Unit Shipped with polyolester oil

COND. UNIT MODEL	SAT. SUCTION TEMP. °F	80°F Amb.	90°F Amb.	95°F Amb.	100°F Amb.	105°F Amb.
<b>KS050L6</b> Compressor Model <b>KANB-005E</b>	0	4350	3820	3550	3400	3100
	-10	3280	2920	2740	2580	2350
	-15	2820	2460	2280	2150	2020
	-20	2460	2100	1960	1870	1670
	-30	1700	1420	1300	1200	1070
	-40	1170	920	820	730	620
<b>KS075L6</b> Compressor Model <b>KAMB-007E</b>	0	6180	5640	5320	5000	4680
	-10	4840	4360	4120	3820	3580
	-15	4270	3840	3550	3310	3100
	-20	3740	3280	3050	2870	2650
	-30	2780	2400	2240	2040	1850
	-40	1960	1640	1480	1330	1180
<b>KS100L6</b> Compressor Model <b>KAJB-010E</b>	0	8800	7990	7620	7240	6800
	-10	6950	6320	5930	5680	5270
	-15	6120	5500	5250	4840	4550
	-20	5400	4830	4610	4320	4010
	-30	4080	3620	3380	3130	2920
	-40	2970	2560	2380	2210	2020
<b>KS150L6</b> Compressor Model <b>KALB-015E</b>	0	12570	11500	10900	10042	9860
	-10	10170	9230	8800	8400	7900
	-15	9000	8150	7800	7350	6940
	-20	7920	7240	6800	6450	6060
	-30	5980	5420	5120	4830	4540
	-40	4440	3990	3760	3510	3290
<b>KS200L6</b> Compressor Model <b>EADB-21E</b>	0	15680	13790	12930	12065	11375
	-10	12271	10879	9998	9248	8620
	-15	10914	9372	8774	8071	7374
	-20	9421	8191	7532	6879	6233
	-30	7118	5985	5426	4871	4321
	-40	5236	4310	3851	3439	2984
<b>KS210L6</b> Compressor Model <b>EAVB-21E</b>	0	16880	15250	14600	13650	12840
	-10	13300	12000	11270	10760	10140
	-15	11620	10560	9960	9450	8910
	-20	10180	9220	8680	8200	7670
	-30	7650	6850	6400	6020	5010
	-40	5900	5030	4580	4180	3580

# 60Hz PERFORMANCE CAPACITY

Application Data Calculated at 65 °F. Return Gas, 0 °F. Liquid Subcooling

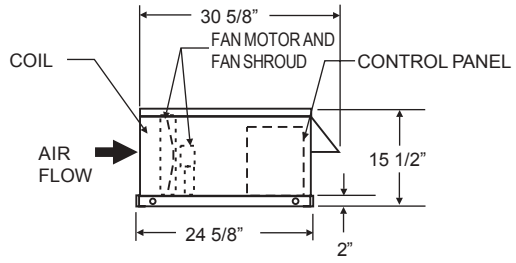
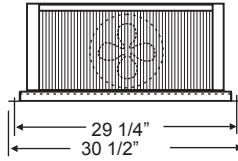
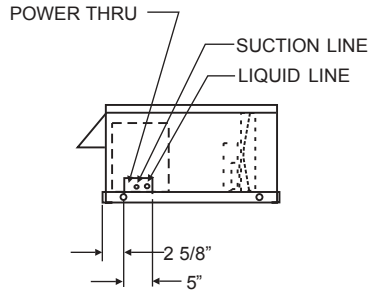
## R404A, R507 - MEDIUM TEMPERATURE - CAPACITY (BTU/HR)

Unit Shipped with polyolester oil

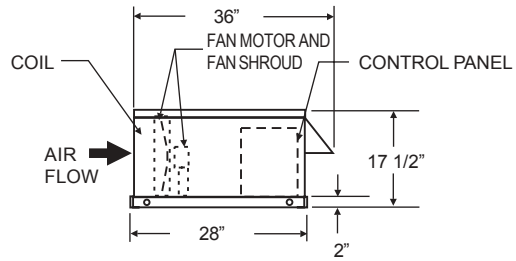
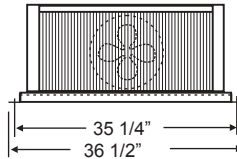
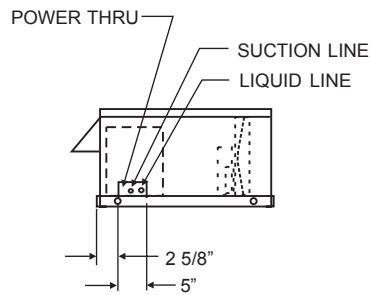
COND. UNIT MODEL	SAT. SUCTION TEMP. °F	80°F Amb.	90°F Amb.	95°F Amb.	100°F Amb.	105°F Amb.
<b>KS100M6</b> Compressor Model <b>KARB-010E</b>	+25	10899	9849	9299	8779	8259
	+20	9899	8949	8499	7999	7400
	+10	7899	7049	6598	6198	5798
	0	6095	5445	5094	4743	4392
	-5	5294	4744	4493	4193	3891
<b>KS200M6</b> Compressor Model <b>KAKB-020E</b>	+25	18199	16399	15499	14599	13699
	+20	16099	14499	13699	12899	12000
	+10	12749	11499	10898	10248	9598
	0	10095	9095	8594	8093	7592
	-5	8644	7694	7193	6742	6291
<b>KS210M6</b> Compressor Model <b>ERCA-021E</b>	+25	23250	20750	19500	18305	17100
	+20	20750	18550	17400	16250	15100
	+10	16450	14550	13600	12700	11800
	0	12750	11200	10500	9750	9000
	-5	11000	9650	9000	8350	7700

# KS - LINE DIMENSIONAL DATA

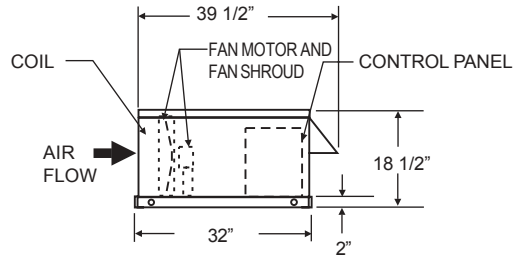
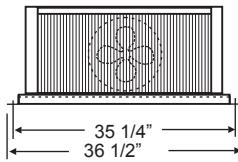
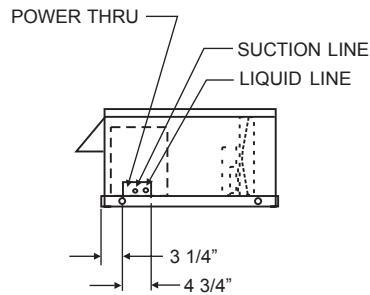
## 1/2 AND 3/4 HP



## 1 HP



## 1 1/2 AND 2 HP



## KS - LINE SPECIFICATIONS

MODEL	COMPRESSOR	CONNECTIONS		RECEIVER CAPACITY 90% FULL (LBS)	SHIPPING Wt. (LBS)
		LIQUID (OD)	SUCTION (OD)		
KS050H2 - HS2, HT3	HAG - 0050	3/8	1/2	6	215
KS050M2 - HS2, HT3	HAJ - 0050	3/8	1/2	6	215
KS075H2 - HS2, HT3	KAN - 0075	3/8	5/8	6	240
KS075M2 - HS2, HT3	KAE - 0075	3/8	5/8	6	240
KS100H2 - HS2, HT3, HT4	KAR - 0100	3/8	5/8	9	290
KS100M2 - HS2, HT3, HT4	KAM - 0100	3/8	5/8	9	290
KS150H2 - HS2, HT3, HT4	KAG - 0150	1/2	7/8	15	320
KS200H2 - HS2, HT3, HT4	ERA - 0200	1/2	7/8	15	390
KS200M2 - HS2, HT3, HT4	KAK - 0200	1/2	7/8	15	328
KS050L2 - HS2	KANB - 0050	3/8	1/2	6	225
KS075L2 - HS2, HT3	KAMB - 0075	3/8	5/8	6	290
KS100L2 - HS2, HT3	KAJB - 0100	3/8	5/8	6	328
KS200L2 - HS2, HT3	EAD - 0200	1/2	7/8	15	390
KS210L2 - HS2, HT3, HT4	EAV - 0210	1/2	7/8	15	390
KS050L5 - HS2, HT3	KAN - 0050	3/8	1/2	6	225
KS075L5 - HS2, HT3	KAM - 0075	3/8	5/8	6	235
KS100L5 - HS2, HT3	KAJ - 0100	3/8	5/8	9	290
KS150L5 - HS2, HT3, HT4	KAL - 0150	1/2	7/8	15	315
KS200L5 - HS2, HT3, HT4	EAV - 0200	1/2	7/8	15	385
KS100M6 - HS2, HT3, HT4	KARB - 010E	3/8	5/8	9	290
KS200M6 - HS2, HT3	KAKB - 020E	1/2	7/8	15	385
KS210M6 - HT3, HT4	ERCA - 021E	1/2	7/8	15	390
KS050L6 - HS2, HT3	KANB - 005E	3/8	1/2	6	225
KS075L6 - HS2, HT3	KAMB - 007E	3/8	5/8	9	235
KS100L6 - HS2, HT3, HT4	KAJB - 010E	3/8	5/8	9	290
KS150L6 - HS2, HT3, HT4	KALB - 015E	1/2	7/8	15	315
KS200L6 - HS2, HT3, HT4	EADB - 021E	1/2	7/8	15	385
KS210L6 - HS2, HT3, HT4	EAVB - 021E	1/2	7/8	15	390

## KS - LINE 60 Hz ELECTRICAL SPECIFICATIONS

MODEL	POWER SUPPLY	COMPRESSOR		CONDENSER FANS			TOTAL AMPS	M.C.A.	M.O.P.
		RLA	LRA	QTY	HP @	FLA @			
KS050H2 - HS2	208-230/1/60	4.0	22	1	1/20	0.7	4.7	5.7	15
KS050H2 - HT3	208-230/3/60	2.4	13	1	1/20	0.7	3.1	3.7	15
KS050M2 - HS2	208-230/1/60	3.7	22	1	1/20	0.7	4.4	5.3	15
KS050M2 - HT3	208-230/3/60	2.2	13	1	1/20	0.7	2.9	3.5	15
KS075H2 - HS2	208-230/1/60	6.1	36	1	1/20	0.7	6.8	8.3	15
KS075H2 - HT3	208-230/3/60	3.5	20	1	1/20	0.7	4.2	5.1	15
KS075M2 - HS2	208-230/1/60	5.4	36	1	1/20	0.7	6.1	7.5	15
KS075M2 - HT3	208-230/3/60	3.4	20	1	1/20	0.7	4.1	5.0	15
KS100H2 - HS2	208-230/1/60	7.4	40	2	1/20	0.7	8.8	10.7	15
KS100H2 - HT3	208-230/3/60	4.3	27	2	1/20	0.7	5.7	6.8	15
KS100H2 - HT4	460/3/60	2.2	13.5	2	1/15	0.43	3.1	3.6	15
KS100M2 - HS2	208-230/1/60	7.5	40	2	1/20	0.7	8.9	10.8	15
KS100M2 - HT3	208-230/3/60	4.5	27	2	1/20	0.7	5.9	7.0	15
KS100M2 - HT4	460/3/60	2.2	13.5	2	1/15	0.43	3.1	3.6	15
KS150H2 - HS2	208-230/1/60	9.6	55	2	1/15	0.85	11.3	13.7	20
KS150H2 - HT3	208-230/3/60	5.5	36	2	1/15	0.85	7.2	8.6	15
KS150H2 - HT4	460/3/60	2.5	18	2	1/15	0.43	3.4	4.0	15
KS200H2 - HS2	230/1/60	10.4	58	2	1/15	0.85	12.1	14.7	25
KS200H2 - HT3	208-230/3/60	6.6	46	2	1/15	0.85	8.3	10.0	20
KS200H2 - HT4	460/3/60	3.5	23	2	1/15	0.43	4.4	5.2	15
KS200M2 - HS2	208-230/1/60	10.6	55	2	1/15	0.85	12.3	15.0	25
KS200M2 - HT3	208-230/3/60	6.8	50	2	1/15	0.85	8.5	10.2	15
KS200M2 - HT4	460/3/60	3.0	25	2	1/15	0.43	3.9	4.6	15
KS050L2 - HS2	208-230/1/60	3.6	24	1	1/20	0.7	4.3	5.2	15
KS075L2 - HS2	208-230/1/60	5.6	36	1	1/20	0.7	6.3	7.7	15
KS075L2 - HT3	208-230/3/60	3.2	20	1	1/20	0.7	3.9	4.7	15
KS100L2 - HS2	208-230/1/60	6.9	40	2	1/20	0.7	8.3	10.0	20
KS100L2 - HT3	208-230/3/60	4.5	27	2	1/20	0.7	5.9	7.0	15
KS200L2 - HS2	230/1/60	8.4	58	2	1/15	0.85	10.1	12.2	20
KS200L2 - HT3	208-230/3/60	6.8	46	2	1/15	0.85	8.5	10.2	20
KS210L2 - HS2	208-230/1/60	14.7	102	2	1/15	0.85	16.4	20.1	30
KS210L2 - HT3	208-230/3/60	7.4	50	2	1/15	0.85	9.1	11.0	20
KS210L2 - HT4	460/3/60	3.9	27	2	1/15	0.43	4.8	5.7	15

M.C.A. = Minimum Circuit Ampacity

M.O.P. = Maximum Overcurrent Protection

## KS - LINE 60 Hz ELECTRICAL SPECIFICATIONS

MODEL	POWER SUPPLY	COMPRESSOR		CONDENSER FANS			TOTAL AMPS	M.C.A.	M.O.P.
		RLA	LRA	QTY	HP @	FLA @			
KS050L5 - HS2	208-230/1/60	3.6	24	1	1/20	0.7	4.3	5.2	15
KS050L5 - HT3	208-230/3/60	2.1	13	1	1/20	0.7	2.8	3.3	15
KS075L5 - HS2	208-230/1/60	5.6	36	1	1/20	0.7	6.3	7.7	15
KS075L5 - HT3	208-230/3/60	3.2	20	1	1/20	0.7	3.9	4.7	15
KS100L5 - HS2	208-230/1/60	6.9	40	2	1/20	0.7	8.3	10.0	15
KS100L5 - HT3	208-230/3/60	4.5	27	2	1/20	0.7	5.9	7.0	15
KS150L5 - HS2	208-230/1/60	9.9	55	2	1/15	0.85	11.6	14.1	20
KS150L5 - HT3	208-230/3/60	5.4	36	2	1/15	0.85	7.1	8.5	15
KS150L5 - HT4	460/3/60	2.9	18	2	1/15	0.43	3.8	4.5	15
KS200L5 - HS2	230/1/60	10.0	58	2	1/15	0.85	11.7	14.2	20
KS200L5 - HT3	208-230/3/60	6.6	46	2	1/15	0.85	8.3	10.0	15
KS200L5 - HT4	460/3/60	3.5	23	2	1/15	0.43	4.4	5.2	15
KS100M6 - HS2	208-230/1/60	7.4	40	2	1/20	0.7	8.8	10.7	15
KS100M6 - HT3	208-230/3/60	4.3	27	2	1/20	0.7	5.7	6.8	15
KS200M6 - HS2	208-230/1/60	10.6	55	2	1/15	0.85	12.3	15.0	25
KS200M6 - HT3	208-230/3/60	6.8	50	2	1/15	0.85	8.5	10.2	15
KS210M6 - HT3	208-230/3/60	8.8	46	2	1/15	0.85	10.5	12.7	20
KS050L6 - HS2	208-230/1/60	3.6	24	1	1/20	0.7	4.3	5.2	15
KS050L6 - HT3	208-230/3/60	2.2	13	1	1/20	0.7	2.9	3.5	15
KS075L6 - HS2	208-230/1/60	5.6	36	1	1/20	0.7	6.3	7.7	15
KS075L6 - HT3	208-230/3/60	3.2	20	1	1/20	0.7	3.9	4.7	15
KS100L6 - HS2	208-230/1/60	6.9	40	2	1/20	0.7	8.3	10.0	15
KS100L6 - HT3	208-230/3/60	4.6	27	2	1/20	0.7	6.0	7.2	15
KS100L6 - HT4	460/3/60	2.1	15	2	1/20	0.35	2.8	3.3	15
KS150L6 - HS2	208-230/1/60	9.9	55	2	1/15	0.85	11.6	14.1	20
KS150L6 - HT3	208-230/3/60	6.6	50	2	1/15	0.85	8.3	10.0	15
KS150L6 - HT4	460/3/60	3.4	25	2	1/15	0.43	4.3	5.1	15
KS200L6 - HS2	208-230/1/60	10.0	58	2	1/15	0.85	11.7	14.2	20
KS200L6 - HT3	208-230/3/60	6.8	48	2	1/15	0.85	8.5	10.2	15
KS200L6 - HT4	460/3/60	3.4	24	2	1/15	0.43	4.3	5.1	15
KS210L6 - HS2	208-230/1/60	14.7	102	2	1/15	0.85	16.4	20.1	30
KS210L6 - HT3	208-230/3/60	7.4	50	2	1/15	0.85	9.1	11.0	15
KS210L6 - HT4	460/3/60	3.9	27	2	1/15	0.43	4.8	5.7	15

M.C.A. = Minimum Circuit Ampacity

M.O.P. = Maximum Overcurrent Protection



**NATIONAL REFRIGERATION & AIR CONDITIONING CANADA CORP.**  
159 ROY BLVD., BRANTFORD, ONTARIO, CANADA N3T 5Y6  
PHONE: 1-800-463-9517 (519)751-0444 FAX (519)753-1140



*Due to National Refrigeration's policy of continuous product improvement, we reserve the right to make changes without notice.*